

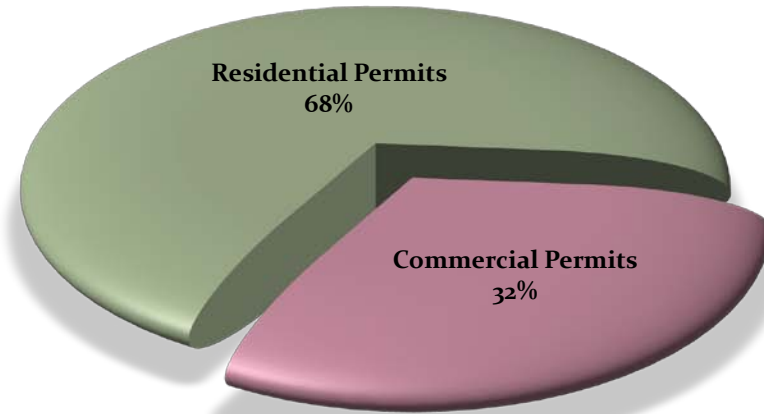


KANAWHA COUNTY  
PLANNING & COMMUNITY DEVELOPMENT

MONTHLY ACTIVITY REPORT  
MARCH 2013

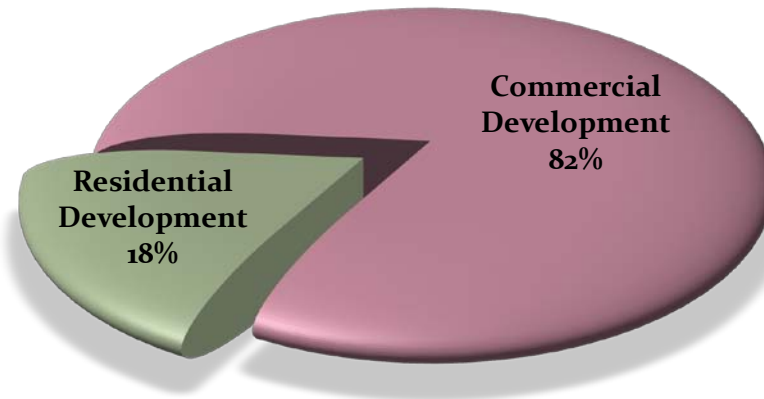
Permit Type	Permits Issued
Residential Permits	36
Commercial Permits	17
Total Permits	53

### Building Permits March 2013



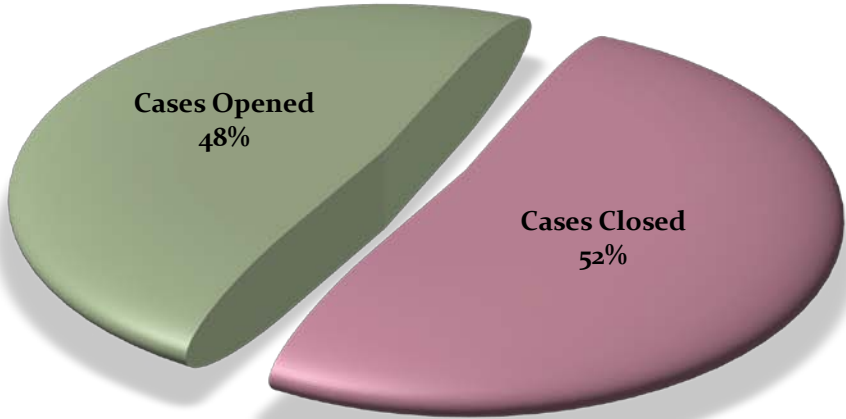
Permit Type	Approximated* Monetary Value
Residential Development	\$1,525,530
Commercial Development	\$6,945,060
Total	\$8,470,590

## Monetary Analysis of Building Permits March 2013



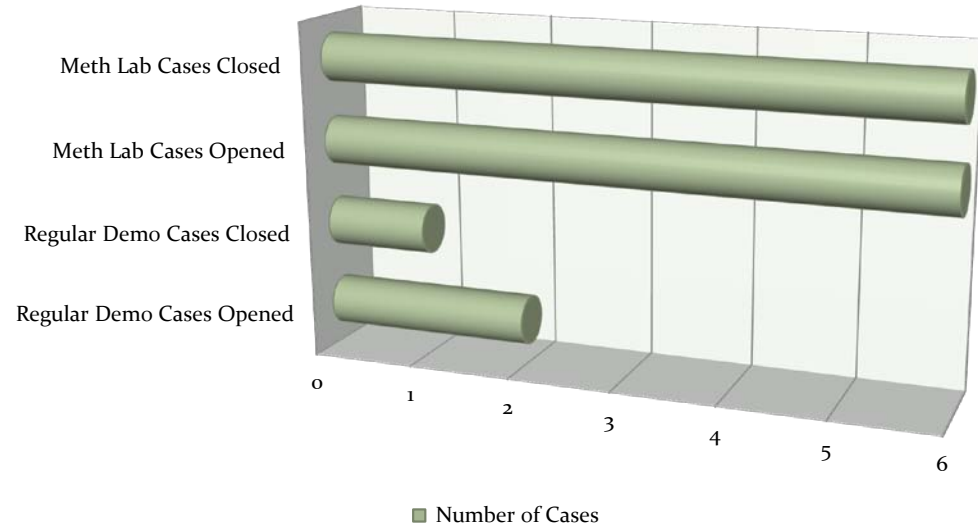
Code Violation Cases	Number of Cases
Cases Opened	14
Cases Closed	15

### Code Violation Cases March 2013



Type of Demolition	Number of Cases
Regular Demo Cases Opened	2
Regular Demo Cases Closed	1
Meth Lab Cases Opened	6
Meth Lab Cases Closed	6

### Demolition Cases March 2013



Category	Tons
Rims	3
Trash & Debris	88
Metal	9
E-Cycle	11
Vehicles	446
Tires	2,357

### Collections for Institute Clean-Up March 16, 2013

